

**A Full Service Solution
That Includes:**

UK Delivery



Full Installaton & Setup



Lifetime UK Technical Support



01978 666 700


graphtecgb.co.uk

sales@graphtecgb.co.uk

Open: Monday - Friday, 9:00 to 17:00

Graphtec GB Ltd | Nyquist House | Ellice Way |

Wrexham Technology Park | LL13 7YT



widlinovations
GRAPHTEC



Laser Cutting & Engraving Systems	5
WidLaser C500	7
WidLaser C700	11
WidLaser C900	15
WidLaser C1000	19
Materials	23
Choice Of Laser Tube	25
Software	27

Standard Workspace Features:

- ✓ Standard DC Glass Laser Tube:
 - C500 - 60W
 - C700 - 90W
 - C900 - 120W
 - C1000 - 120W
- ✓ Working Area:
 - C500 - 700mmx500mm
 - C700 - 1000mmx700mm
 - C900 - 1300mmx900mm
 - C1000 - 1600mmx1000mm
- ✓ Max Object Thickness: 200mm
- ✓ Max Engraving Speed: 1,000mm/s
- ✓ Max Cutting Speed: 200mm/s
- ✓ Minimum Character Size:
 - C500 - 1mm x 1mm
 - C700 - 2mm x 2mm
 - C900 - 1mm x 1mm
 - C1000 - 2mm x 2mm
- ✓ Included Lens Size:
 - C500 - 2"
 - C700 - 2.5"
 - C900 - 2"
 - C1000 - 2.5"
- ✓ 1 Year UK Warranty
- ✓ Lifetime UK Technical Support
- ✓ **INCLUDES DELIVERY & INSTALLATION**



WidLaser C500 Cutting & Engraving Systems

WIDLASER C500

LASER CUTTING & ENGRAVING SYSTEMS

All-In-One, Premium Laser Cutting & Engraving Solution

The WID C500 Cutting & Engraving System, is a customisable and user friendly laser cutting machine from the Portuguese laser manufacturer WID Inovations.

The WID C500 will open up a wealth of new applications to your business and offer a more efficient, and versatile alternative to a CNC cutter.

The C500 uses a 60w CO2 laser tube to cut and engrave a diverse number of materials. WID Inovations employ their CleanProtect design to protect users from dust and smoke via its built in extraction system and sealed construction. WID's high-quality build features allow the C500 to achieve cutting speeds of up to 3 times the industry standard. The system is available with Iradion RF tubes, and works well with a range of software.

Key Features:

- ✓ For Cutting & Engraving Of Thicker Rigid Materials
- ✓ Standard DC Glass Laser Tube: 60W CO2 Tube
- ✓ Maximum Speed: 90,000mm/min
- ✓ Minimum Font Size: 1mm x 1mm
- ✓ Max Object Thickness: 150mm
- ✓ Automatic Temperature Control
- ✓ Smoke Extraction Point
- ✓ USB & Ethernet Network Connectivity
- ✓ Automatic Air Control
- ✓ Manufacturer Warranty: 1 Year

Package Includes:

- ✓ Auto-Focus 2" Lens With Red Laser Pointer (Guide)
- ✓ Removable Blades
- ✓ Removable Honeycomb Table
- ✓ Processed Material Collection Draw
- ✓ Integrated Water Chiller Unit & Reservoir
- ✓ Air Compressor
- ✓ Automatic Airflow & Temperature Control
- ✓ Smoke Extraction System & Vent
- ✓ USB & Network Connectivity
- ✓ User Friendly Professional Grade RD Works Design Software (AI, DST, PLT, BMP, DXF)

Workspace Specifications:


- ✓ Machine Dimensions: W: 1200mm | D: 960 | H: 1240mm
- ✓ Working Area: 700 x 500mm
- ✓ Height Adjustable Head: Up To 150mm
- ✓ XY Guide System: Linear Bearing & Guide Rails
- ✓ Engraving Speeds: 0- 1,200mm/s
- ✓ Cutting Speeds: 0 – 200mm/s
- ✓ Reposition Accuracy: -/+0.01mm
- ✓ Electrical Requirements: 220V | 10A | 50-60hz
- ✓ Weight: 250KG

Optional Accessories:

- ✓ 4 Wheel Rotary Attachment For Cylindrical Objects
- ✓ Fume Extraction & Air Purification System

Upgrades:

- ✓ Iradion RF Ceramic Laser Tube: 30W





WidLaser C700 Cutting & Engraving Systems

WIDLASER C700

LASER CUTTING & ENGRAVING SYSTEMS

All-In-One, Premium Laser Cutting & Engraving Solution

The WID C700 Cutting & Engraving System, is a customisable and user friendly laser cutting machine from the Portuguese laser manufacturer WID Inovations.

The WID C700 will open up a wealth of new applications to your business and offer a more efficient, and versatile alternative to a CNC cutter.

The C700 uses a 90w CO2 laser tube to cut and engrave a diverse number of materials. WID Inovations employ their CleanProtect design to protect users from dust and smoke via its built in extraction system and sealed construction.

WID's high-quality build features allow the C700 to achieve cutting speeds of up to 3 times the industry standard. The system is available with Iradion RF tubes, and works well with a range of software.

Key Features:

- ✓ For Cutting & Engraving Of Thicker Rigid Materials
- ✓ Lens Type: RECI W2 / SPT T90
- ✓ Standard Laser Type: 90W CO2
- ✓ Optional CCD Camera System For Greater Intricacy
- ✓ Maximum Speed: 75,000mm/min
- ✓ Minimum Font Size: 2mm x 2mm
- ✓ Max Object Thickness: 150mm
- ✓ Automatic Temperature Control
- ✓ Smoke Extraction Point
- ✓ USB & Ethernet Network Connectivity
- ✓ Automatic Air Control
- ✓ Warranty: 1 Year Manufacturer

Package Includes:

- ✓ Auto-Focus 2.5" Lens With Red Laser Pointer (Guide)
- ✓ Removable Blades
- ✓ Removable Honeycomb Table
- ✓ Processed Material Collection Draw
- ✓ Integrated Water Chiller Unit & Reservoir
- ✓ Air Compressor
- ✓ Automatic Airflow & Temperature Control
- ✓ Smoke Extraction System & Vent
- ✓ USB & Network Connectivity
- ✓ User Friendly Professional Grade RD Works Design Software (AI, DST, PLT, BMP, DXF)

Workspace Specifications:

- ✓ Machine Dimensions: W: 1580mm | D: 1350 | H: 1150mm
- ✓ Working Area: 1000 x 700mm
- ✓ Height Adjustable Head: Up To 150mm
- ✓ XY Guide System: Linear Bearing & Guide Rails
- ✓ Engraving Speeds: 0- 1,000mm/s
- ✓ Cutting Speeds: 0 – 200mm/s
- ✓ Reposition Accuracy: +/-0.01mm
- ✓ Electrical Requirements: 230V | 16A | 50hz
- ✓ Weight: 350KG

Optional Accessories:

- ✓ CCD Camera System (Reduces Work Area By 50mm x 50mm)
- ✓ Lens: 2" | 4"
- ✓ Rotary Attachment For Cylindrical Objects
- ✓ Fume Extraction & Air Purification System

Upgrades:

- ✓ Iradion RF Ceramic Laser Tube: 60W





WidLaser C900 Cutting & Engraving Systems

All-In-One, Premium Laser Cutting & Engraving Solution

The WID C900 Cutting & Engraving System, is a customisable and user friendly laser cutting machine from the Portuguese laser manufacturer WID Inovations.

The WID C900 will open up a wealth of new applications to your business and offer a more efficient, and versatile alternative to a CNC cutter.

The C900 uses a 120w CO2 laser tube to cut and engrave a diverse number of materials. WID Inovations employ their CleanProtect design to protect users from dust and smoke via its built in extraction system and sealed construction.

WID's high-quality build features allow the C900 to achieve cutting speeds of up to 3 times the industry standard. The system is available with Iradion RF tubes, and works well with a range of software.

Key Features:

- ✓ For Cutting & Engraving Of Thicker Rigid Materials
- ✓ Lens Type: RECI
- ✓ Standard Laser Type: 120W CO2
- ✓ Optional CCD Camera System For Greater Intricacy
- ✓ Maximum Speed: 72,000mm/min
- ✓ Minimum Font Size: 2mm x 2mm
- ✓ Max Object Thickness: 150mm
- ✓ Automatic Temperature Control
- ✓ Smoke Extraction Point
- ✓ USB & Ethernet Network Connectivity
- ✓ Automatic Air Control
- ✓ Warranty: 1 Year Manufacturer

Package Includes:

- ✓ Auto-Focus 2.5" Lens With Red Laser Pointer (Guide)
- ✓ Removable Blades
- ✓ Removable Honeycomb Table
- ✓ Processed Material Collection Draw
- ✓ Integrated Water Chiller Unit & Reservoir
- ✓ Air Compressor
- ✓ Automatic Airflow & Temperature Control
- ✓ Smoke Extraction System & Vent
- ✓ USB & Network Connectivity
- ✓ User Friendly Professional Grade RD Works Design Software (AI, DST, PLT, BMP, DXF)

Workspace Specifications:

- ✓ Machine Dimensions: W: 1900mm | D: 1500 | H: 1160mm
- ✓ Working Area: 1300 x 900mm
- ✓ Height Adjustable Head: Up To 150mm
- ✓ XY Guide System: Linear Bearing & Guide Rails
- ✓ Engraving Speeds: 0- 1,000mm/s
- ✓ Cutting Speeds: 0 – 000mm/s
- ✓ Reposition Accuracy: -/+0.01mm
- ✓ Electrical Requirements: 220V | 16A | 50hz
- ✓ Weight: 450KG

Optional Accessories & Upgrades:

- ✓ Glass CO2 Laser Tube Upgrade Option: 150W
- ✓ Iradion RF Ceramic Laser Tube Upgrade Options: 60W | 80W | 100W | 120W
- ✓ CCD Camera System (Reduces Work Area By 50mm x 50mm)
- ✓ Lens: 2" | 4"
- ✓ Rotary Attachment For Cylindrical Objects
- ✓ Fume Extraction & Air Purification System





WidLaser C1000 Cutting & Engraving Systems

WIDLASER C1000

LASER CUTTING & ENGRAVING SYSTEMS

All-In-One, Premium Laser Cutting & Engraving Solution

The WID C1000 Cutting & Engraving System, is a customisable and user friendly laser cutting machine from the Portuguese laser manufacturer WID Inovations. The WID C1000 will open up a wealth of new applications to your business and offer a more efficient, and versatile alternative to a CNC cutter.

The C1000 uses a 120w CO2 laser tube to cut and engrave a diverse number of materials. WID Inovations employ their CleanProtect design to protect users from dust and smoke via its built in extraction system and sealed construction. WID's high-quality build features allow the C1000 to achieve cutting speeds of up to 3 times the industry standard. The system is available with Iradion RF tubes, and works well with a range of software.

The WidLaser C1000 is designed to effectively respond to the demanding needs of the laser engraving and cutting market. Wid Inovations have developed a compact, fast, robust, reliable and technologically advanced range of Laser cutting & engraving equipment to cater for the diverse needs of all users.

The compact dual-chassis design allows you to have all of the necessary elements to properly function with the equipment in a single volume. Wid's Clean Protect design, with special dust-proof and smoke-proof linear modules allows for speeds and accelerations up to 3 times higher than conventional equipment. This way, Wid can ensure that the C1000 is always operational.

Key Features:

- ✓ For Cutting & Engraving Of Thicker Rigid Materials
- ✓ Lens Type: Auto Focus
- ✓ Standard Laser Type: 120W CO2 Laser
- ✓ Optional CCD Camera System For Greater Intricacy
- ✓ Maximum Speed: 72,000mm/min
- ✓ Minimum Font Size: 2mm x 2mm
- ✓ Max Object Thickness: 150mm
- ✓ Automatic Temperature Control
- ✓ Smoke Extraction Point
- ✓ USB & Ethernet Network Connectivity
- ✓ Automatic Air Control
- ✓ Warranty: 1 Year Manufacturer

Package Includes:


- ✓ Auto-Focus 2.5" Lens With Red Laser Pointer (Guide)
- ✓ Removable Blades
- ✓ Removable Honeycomb Table
- ✓ Processed Material Collection Draw
- ✓ Integrated Water Chiller Unit & Reservoir
- ✓ Air Compressor
- ✓ Automatic Airflow & Temperature Control
- ✓ Smoke Extraction System & Vent
- ✓ USB & Network Connectivity
- ✓ User Friendly Professional Grade RD Works Design Software (AI, DST, PLT, BMP, DXF)

Workspace Specifications:

- ✓ Machine Dimensions: W: 2190mm | D: 1620mm | H: 1120mm
- ✓ Working Area: 1600 x 1000mm
- ✓ Height Adjustable Head: Up To 150mm
- ✓ XY Guide System: Linear Bearing & Guide Rails
- ✓ Engraving Speeds: 0- 1,000mm/s
- ✓ Cutting Speeds: 0 – 200mm/s
- ✓ Reposition Accuracy: -/+0.01mm
- ✓ Electrical Requirements: 230V | 16A | 50hz
- ✓ Weight: 620KG

Optional Accessories & Upgrades:

- ✓ Glass CO2 Laser Tube Upgrades: 150W | 180W
- ✓ Iradion RF Ceramic Laser Tube Upgrades: 80W | 100W | 120W
- ✓ CCD Camera System (Reduces Work Area By 50mm x 50mm)
- ✓ Lens: 2" | 4"
- ✓ Rotary Attachment For Cylindrical Objects
- ✓ Fume Extraction & Air Purification System



WIDLASER MATERIAL COMPATIBILITY CHART		
MATERIALS	ENGRAVING	CUT
WOOD	✓	✓
STONE	✓	✗
ACRYLIC	✓	✓
MDF	✓	✓
FABRIC	✓	✓
GLASS	✓	✗
COATED METALS	✓	✗
CERAMIC	✓	✗
FOAM	✓	✓
DELRIN	✓	✓
CLOTH	✓	✓
LEATHER	✓	✓
MARBLE	✓	✗
MATTE BOARD	✓	✓
MELAMINE	✓	✓
PAPER	✓	✓
RUBBER	✓	✓
WOOD VENEER	✓	✓
FIBREGLASS	✓	✓
TILES	✓	✗
PLASTICS**	✓	✓
CORK	✓	✓
CORIAN	✓	✓
ANODISED ALUMINUM	✓	✗
STAINLESS METALS	*	✗
BARE METALS	*	✗
! WARNING ! PVC MATERIALS ARE NOT COMPATIBLE		
*CO2 lasers will mark bare metals when using a specific metal making product.		
** PI, PP, ABS, PE, PETG, PS, PA, PES, POM, PMMA		

Different Ways To Use Your Laser

WidLaser expands our range of cutting equipment and allows us to offer an option to consumers looking for an engraving solution for glass, granite and slate as well as a cutting option for rigid materials such as acrylic, MDF, wood, cork, some fabric materials, and many more.

The laser cutting & engraving systems on board further expands our ability to supply equipment into the manufacturing, packaging, pre-production sampling and even product testing & personalisation environments.

Demonstration & Sale

Graphtec GB Ltd are actively seeking out opportunities to increase the exposure of these feature rich laser cutting & engraving systems through our already extensive UK dealer network.

If you would like a demonstration on the system please get in touch or you can call us and ask to speak with one of our sales team for further information.

Due to the size and installation requirements of the WidLaser system, all of the demonstrations will be carried out in our demonstration suite at our HQ in Wrexham, North Wales. We invite you to bring your own media with you to test so that you know when you leave that the system will cut or engrave onto your media when delivery of the system is taken.





The benefits of upgrading to ceramic laser tubes on your WidInnovation laser.

Standard Glass CO2 DC Tubes

All standard options of the WidLaser Systems are supplied with a Glass CO2 DC Laser Tube. Glass tubes are filled with a mixture of gasses, (Carbon Dioxide | Helium | Nitrogen | Hydrogen | Xenon) and once electricity is sent through the tube it agitates & excites these gasses which creates a direct electrical discharge.

This discharge generates an invisible photonic laser beam, that bounces around the tube until the desired level of charge has been achieved which then creates the photonic light beam (laser) that then leaves the laser tube. The created photonic laser beam is infrared which means it is invisible to the naked eye but extremely powerful and can then be used to cut, or engrave material.

All Glass DC Tubes are cooled using liquid which means they can be prone to frost damage should the system be used / stored in a cool environment, care and prior consideration should be given in regards to where the laser system is located at time of install to help to prevent this from happening and to maximise the full lifespan of the tube.

Ceramic (aka Metal) CO2 RF Tubes

If you are looking to increae the lifespan of your tubes then you can opt to spec you WidLaser system so that it comes with RF (Radio Fequency) tubes. RF Tubes last far longer than standard Glass DC tubes, you are looking at a potential lifespan of 5+ years depending on use and maintenance of the machine as opposed to approximately 6 months with standard Glass DC CO2 tubes. WidLaser use RF tubes that are manufactured in the USA by Iradion. These tubes can be sent back to the manufacturer to be renewed unlike Glass tubes which once spent have to be disposed of.

RF tubes are more powerful than the Glass DC equivalent, and are commonly air cooled which means they are not prone to frost damage like the Glass DC counterpart. RF tubes produce their photonic beam immediately from the moment you flick the switch, with zero wait time. RF tubes produce a fast repeatability rate which in turn allows them to produce finer and more intricate work than glass tubes.

Points Of Interest:

- ✓ C500 Glass Tube Options: 60W Only
- ✓ C700 Glass Tube Options: 90W Only
- ✓ C900 Glass Tube Options: 120W | 150W
- ✓ C1000 Glass Tube Options: 120W | 150W | 180W
- ✓ Cooling Type: Liquid
- ✓ Common Lifespan: >4000 hrs (6 Months)
- ✓ Laser Pulse Rate: Slow
- ✓ Can The Tube Be Renewed: No

Points Of Interest:

- ✓ C500 Ceramic Tube Options: 30W Only
- ✓ C700 Ceramic Tube Options: 60W Only
- ✓ C900 Ceramic Tube Options: 60W | 80W | 100W | 120W
- ✓ C1000 Ceramic Tube Options: 80W | 100W | 120W
- ✓ Cooling Type: Air
- ✓ Common Lifespan: <40,000 hrs (5+ Months)
- ✓ Laser Pulse Rate: Fast
- ✓ Can The Tube Be Renewed: Yes

All WidLaser Systems include the RD Works Design software package and are also fully compatible with popular software packages from companies such as Lightburn.

RD Works Design Software

RD Works software allows you to design, control and operate your WidLaser Cutting & Engraving System with absolute ease. The intuitive design software allows you to create lines, shapes bezier curves and add text as well as allowing you to import and customise popular file types such as:

- ✓ AI
- ✓ DST
- ✓ PLT
- ✓ BMP
- ✓ DXF

RD Works: Compatibility

RD Works Software is fully compatible with Windows operating systems from XP through to 10 and Apple OS. For experienced designers who may already experienced with other leading design softwares, RD Works is fully compatible with:

- ✓ CorelDraw
- ✓ Adobe Illustrator
- ✓ AutoCAD
- ✓ Inkscape
- ✓ 2D Design

RD Works is a fantastic tool for both commercial users and educational environments. The software allows you to import files which enables the use of preferred software to design files, this is highly useful should a users or organisation decide to update of change their design software in the future.

RD Works: Functionality

- ✓ Control of the machines speed and power settings via the software interface
- ✓ Programming of independent layers for different speed and power settings
- ✓ Basic drawing functions
- ✓ Basic edit functions such as move, resize, mirror and offset
- ✓ Work simulation and preview
- ✓ Compatible with Windows XP – 10. 32 and 64 bit
- ✓ Low CPU and RAM usage

Contact us:

If you wish to find out more about our WidLaser systems, please don't hesitate to contact us today for a tailored qoute.

